Garlock

Style P2000

Performance Expansion Joints

The Style P2000 expansion joint combines optimal mechanical design with the latest advancements in textiles and elastomer technology. With exceptional pressure and movement capability, this style has the versatility for applications ranging from common piping to the most critical and safety conscious. Style P2000 offers best-in-class spring rates, movement, and pressure ratings* that are equal or better than that of competitor offerings, ensuring durability under extreme conditions.

BENEFITS

» Ensures reliable performance under extreme conditions, as verified by performance testing

» Reduces stressors on pump nozzle and pipe anchors with a low spring rate design

» Offers the longest-lasting tube material, with high-grade premium elastomers that stand up to demanding applications

» Provides a unique combination of best-in-class ratings* for pressure, movement, and spring rates, eliminating performance tradeoffs for one category at the expense of another

» Minimizes cost of ownership associated with end-user upkeep

» Includes full vacuum service capabilities in standard offereing, simplifying product selection and stocking inventory

**Performance ratings based on functional product test data (reports available upon request)*

STANDARD DESIGN

» Tube
  › Chlorobutyl has exceptionally low permeability against air and moisture, as well as vibration dampening and resistance to, ozone and oxidation
  › The seamless tube creates a positive flange seal without gaskets

» Body
  › Rubber reinforced high tensile tire cord
  › Tire cord applied at ideal bias angle to provide maximum strength and flexibility

» Cover
  › A homogeneous layer of Chlorobutyl fully extends to the outside edge of the flanges
  › A durable exterior coating further protects the expansion joint from the effects of weathering and oxidation



» Flanges
  › The seamless flange face eliminates the need for separate gaskets, facilitate installation in flat face flanges.
  › Multiple flange configurations available:
    › ASME B16.5/16.47 Series A Class 125/150 (standard)
    › ASME B16.5/16.47 Series A Class 250/300
    › EN 1092-1 PN10
    › EN 1092-1 PN16
    › Other configurations available upon request

PRESSURE RATING

PIPE I.D.		STD FF		Pressure		Vacuum	
inch	mm	inch	mm	psi	bar	In. Hg	mm Hg
2-8	75-200	6	150	250	17.2	29.9	750
10-12	250-300	8	200	250	17.2	29.9	750
14-16	350-400	8	200	225	15.5	29.9	750
18-20	450-500	8	200	200	13.8	29.9	750
24	600	10	250	150	8.6	29.9	750
30-36	750-900	10	250	125	8.6	29.9	750
42-48	1066-1219	12	305	125	9	29.9	750
50-72	1270-1828	12	305	90	6	29.9	750

MOVEMENT CAPABILITIES

Nominal I.D.		Compression		Elongation		Lateral	
inch	mm	inch	mm	inch	mm	inch	mm
2-8	75-200	1.875	48	0.938	24	1	25
10-20	250-500	2.375	60	1.188	30	1.313	33
24-36	600-900	2.625	67	1.375	35	1.5	38
42-72	1066-1828	2.875	73	1.5	38	1.625	41

STANDARD FACE TO FACE

Nominal I.D.		1 arch		2 arch		3 arch		4 arch	
inch	mm	inch	mm	inch	mm	inch	mm	inch	mm
2-8	50-200	6	150	10	250	14	350	18	450
10-20	250-500	8	200	14	350	20	500	26	650
24-36	600-900	10	250	16	400	22	550	28	700
42-48	1066-1219	12	300	18	450	24	600	30	750
50-72	1270-1828	12	300	18	450	24	600	30	750

GARLOCK
an Enpro Company

1666 Division Street
Palmyra, NY 14522

Tel: 1-877-GARLOCK / 315.597.4811
Fax: 800.543.0598 / 315.597.3216

www.garlock.com

Garlock

OPTIONAL CONFIGURATIONS

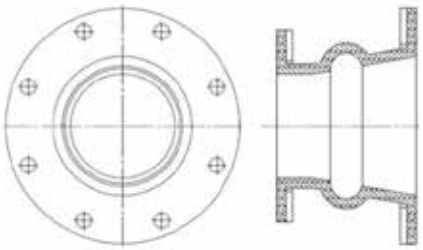

Concentric Reducing

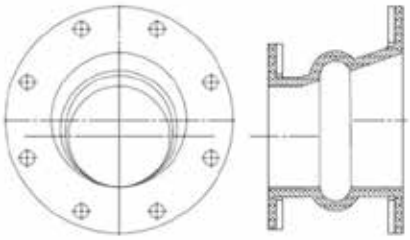

Eccentric Reducing

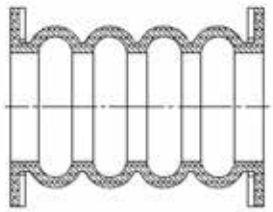

Multiple Arches

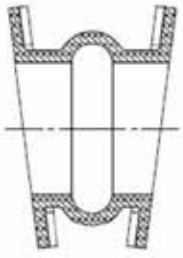

Angular Offset

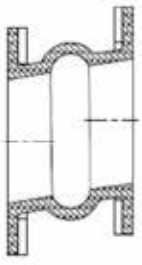

Lateral Offset

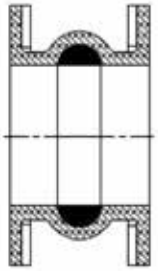

Filled Arches

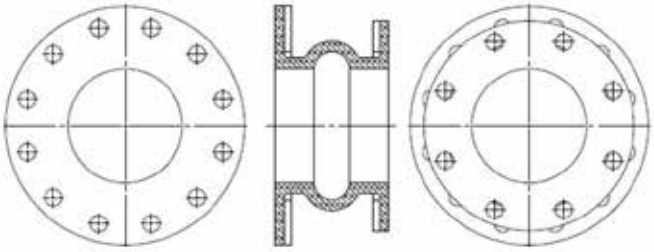

Unique Drill Patterns Per Flange

GARLOCK
an Enpro Company

1666 Division Street
Palmyra, NY 14522

Tel: 1-877-GARLOCK / 315.597.4811
Fax: 800.543.0598 / 315.597.3216

www.garlock.com

Garlock